

# Are You Connected?

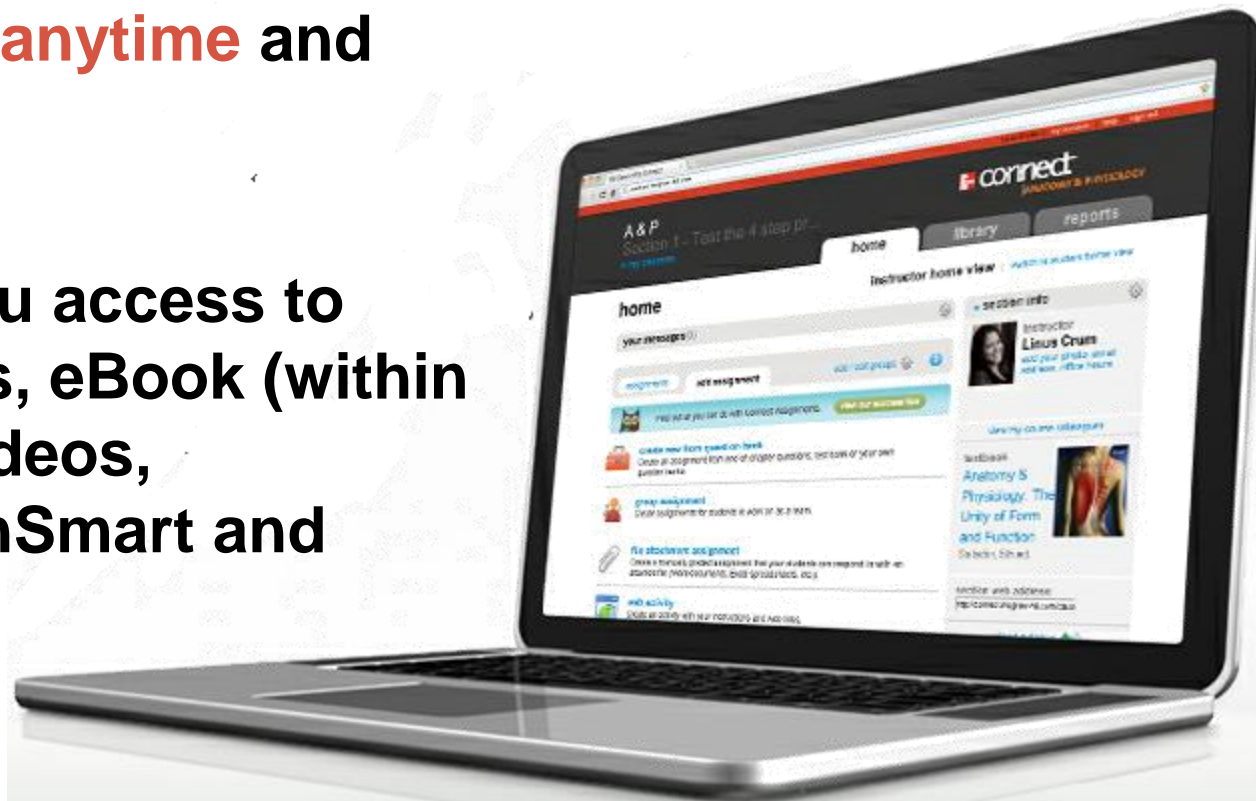


**Learn without Limits**

# What is Connect?

With Connect, you can complete your coursework **anytime** and **anywhere**.

Connect gives you access to your assignments, eBook (within Connect Plus), videos, animations, LearnSmart and more...



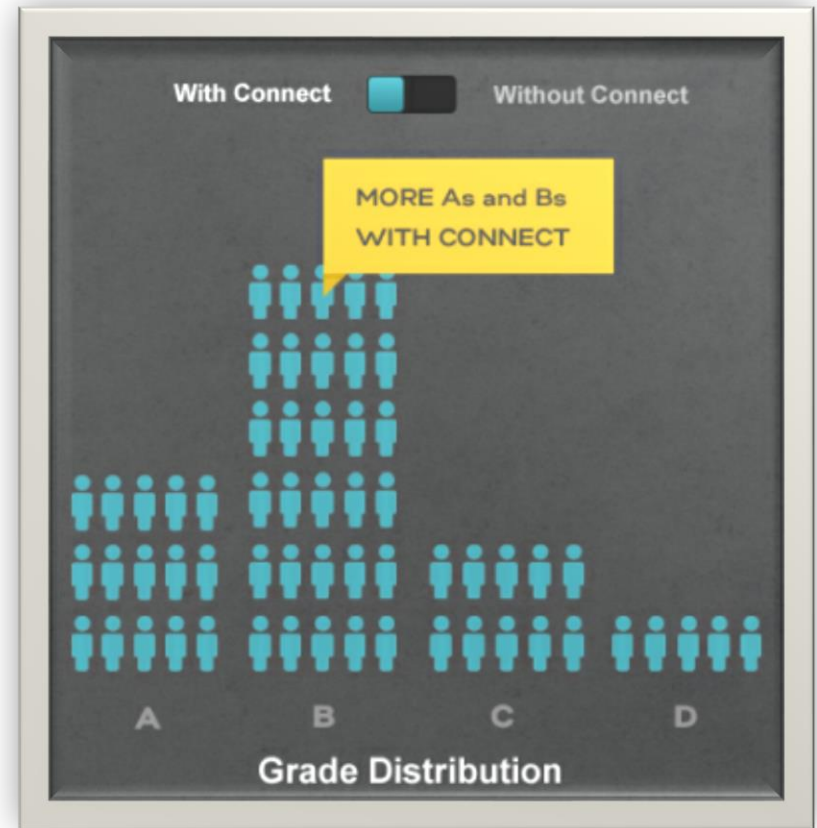
# What is LearnSmart?



LearnSmart is an **adaptive learning system** designed to help students **learn faster, study more efficiently, and retain more knowledge** for greater success.

# Why use Connect & LearnSmart?

Students who use Connect & LearnSmart are **more successful** in the course and **receive higher grades** than their peers not using Connect.



# GREAT NEWS!

## GET THE GRADE YOU ALWAYS WANTED


You can now purchase LearnSmart for some of your other courses. Most McGraw-Hill products have LearnSmart, so just visit the LearnSmart site to find out more.

 LearnSmart<sup>™</sup>

[www.mhlearnsmart.com](http://www.mhlearnsmart.com)



# Get started in 7 easy steps.

1. Log in to your institution's **Moodle** site and navigate to your course.
2. Click on the **McGraw-Hill Campus link** within your course. This link may be found in a block on the left side of the course home page .
3. Click  (as shown on next slide)
4. Select if you are **new to Connect** or if you **already have a Connect Account**
5. If you are new to Connect, please fill out the registration form. If you already have an account, please enter your password.
6. Complete the registration form, click **“Submit.”**





Connect. Learn. Succeed.

[TU170] Learning online

Teacher: GCC TU170



TM103 - Computer Organization and Architecture

Teacher: allmoooc allmoooc





Connect. Learn. Succeed.

## My Courses

▼ TU170



### Computing Essentials 2017 26e

O'Leary

2017 © McGraw-Hill, Inc.

ISBN-10: 1259177408


ISBN-13: 9781259177408

connect





Connect. Learn. Succeed.

**Campus**  Arab Open University

If you registered for a McGraw-Hill Education (MHE) online product previously, use that e-mail. Not sure? Enter the e-mail you regularly use for school activities. We'll attempt to find your account. If found, you'll need to complete a few steps to begin using your LMS credentials.

My C  
TU17  
Con

[Get help](#) [Find my account](#)

Please fill in your University email address

Hit Find my Account

connect LEARNSMART™  
create™ egrity simnet



Connect. Learn. Succeed.

Campus Arab Open University

My Co

TU17

Con

We did not find a matching account YET... Try another?

test@aou.edu

Get help Continue

Let me **create a new account**

connect LEARNSMART  
create egrity simnet



Connect. Learn. Succeed.

Campus Arab Open University

My C

▼ TU17

Con

If you continue, you will lose access to any existing course set up. Click "Try another e-mail address" to try additional emails or "Get help" and allow us to confirm your account status. Click "Create a new Connect account and complete your registration" if you are ready to start setting up your courses.

- [Try another e-mail address](#)
- [Get help](#)
- [Create a new Connect account and complete your registration](#)

connect LEARNSMART™  
create™ egrity simnet



Connect. Learn. Succeed.

## Create your Connect account

Enter information in the fields below.

Email Address: This will be your Connect login email address

Enter a valid email address

Password: At least six characters; no spaces

Confirm password:

Security question:

Security answer:

[McGraw-Hill Education Service Agreement](#)

Add in your details  
as requested



Connect. Learn. Succeed.

## Digital Access to: Connect



**O'Leary: Computing Essentials 2017**

26TH EDITION, © 2017

By Timothy O'Leary

ISBN:1259737659


**Component Products:** LearnSmart

**Access:**Your courtesy access will expire 2 weeks from today on Oct 19th

CONFIRM

BACK

# Further steps:

1. Each time you want to access your eBook or assignments, please login to Moodle and navigate to the MH Campus link on the left side of the course homepage.
2. Click on Connect The image shows a rectangular button with rounded corners. On the left side of the button is the McGraw Hill Connect logo, which consists of a red square with a white 'C' and the word 'connect' in blue lowercase letters to its right.
3. You will be directed to your Connect section where you will be able to see your eBook and assignments.



# Need Help?

**Visit:** [www.mhhe.com/support](http://www.mhhe.com/support)

Contacts at Arab Open University:

[Saif.Malik@mheducation.com](mailto:Saif.Malik@mheducation.com)

[Aakash.Mandavia@mheducation.com](mailto:Aakash.Mandavia@mheducation.com)

How to use Connect:

<http://www.connectstudentsuccess.com/>

 **Stay Connected on Facebook!** [www.facebook.com/mcgrawhillconnect](http://www.facebook.com/mcgrawhillconnect)